





-  Electrical Sensor x 10
-  Electrical Spurs x 3
-  Tray for Electrics at top (as before)
-  Electric Valve x 10

ISLAND BASIN ELECTRICAL SPURS AND TRAY FOR ELECS